


## OMEGA LINEAR GEN2

[FI] Asennusohje  
 [UK] Installation instruction  
 [SE] Installationsanvisning

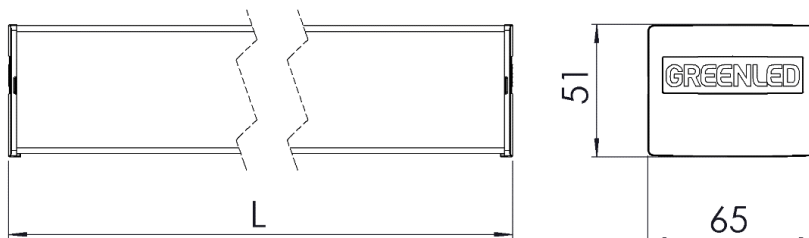


IP20



OMEGA LINEAR GEN2 38	OMEGA LINEAR GEN2 50	OMEGA LINEAR GEN2 56	OMEGA LINEAR GEN2 69
GLOLG201038	GLOLG201050	GLOLG201056	GLOLG201069
38W	50W	56W	69W
1156 mm	1156 mm	1156 mm	1156 mm


OMEGA LINEAR GEN2 110	OMEGA LINEAR GEN2 127	OMEGA LINEAR GEN2 133	OMEGA LINEAR GEN2 147
GLOLG201110	GLOLG201127	GLOLG201133	GLOLG201147
110W	127W	133W	147W
2283 mm	2283 mm	2283 mm	2283 mm



L = 1156 mm / 2283 mm

**Greenled Oy**  
 Oritkarintie 4  
 FI-90400 Oulu






## Turvallisuusvaroitukset:

Ennen asennusta tai huoltotyötä kytke valaisin irti sähköverkosta välttääksesi sähköiskun vaaran!

- Asennus / huoltotyön saa tehdä vain valtuutettu henkilö
- Valaisimen asennuksen / huoltotyön saa suorittaa vain pätevä henkilö näiden ohjeiden mukaisesti.
- Valmistaja ei kannu vastuuta valaisimen väärästä käytöstä
- Älä katso suoraan päällä olevaan valaisimeen
- Valaisimen valonlähteen saa vaihtaa ainoastaan Greenled, Greenledin valtuuttama huoltaja tai vastaavan pätevyyden omaava henkilö



## Safety notes:

Before installation or change work disconnect the power to reduce electrical shock risk!

- Installation / maintenance can only be done by a skilled personnel
- Installation / maintenance of luminaire must be performed by qualified person following the instructions given in the instruction set
- The manufacturer bears no liability for damage caused by inappropriate use or application
- Do not stare at the operating light source
- The light source contained in this luminaire shall only be replaced by the Greenled or Greenled's service agent or a similar qualified person



## Säkerhetsvarningar:

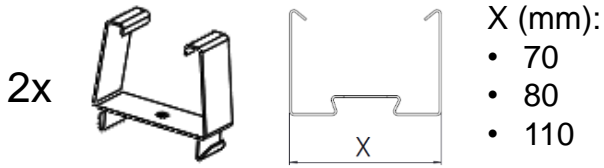
Koppla alltid bort armaturen från elnätet i samband med installation ti den som använder armaturen.

- Installations- och underhållsarbeten får endast utföras av en behörig installatör
- Installations-/underhållsarbetet får endast utföras enligt dessa anvisningar av en person med tillräckliga kunskaper
- Tillverkaren ansvarar ej för felaktig användning av armaturen
- Titta aldrig rakt in i en påslagen armatur
- Ljuskällan inuti armaturen får endast bytas av antingen Greenled, en Greenled-auktoriserad servicetekniker eller en person med motsvarande kompetens

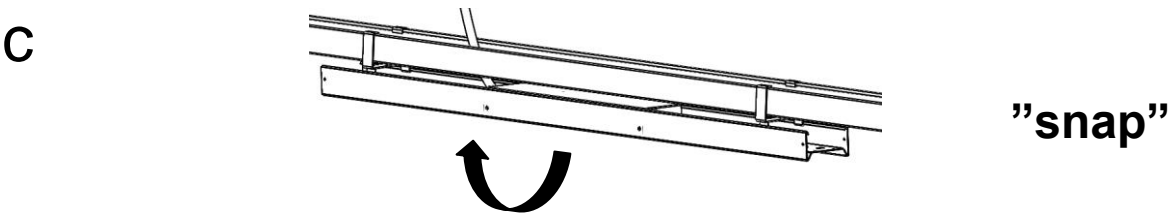
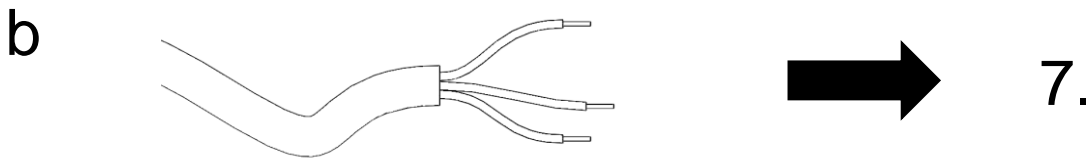
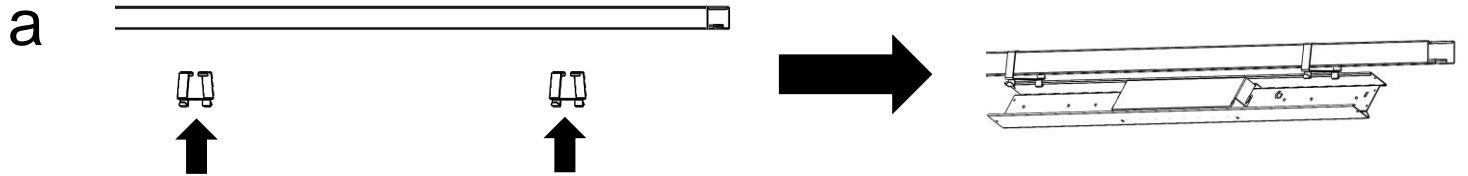
# OMEGA LINEAR GEN2

[FI] Asennusohje  
 [UK] Installation instruction  
 [SE] Installationsanvisning

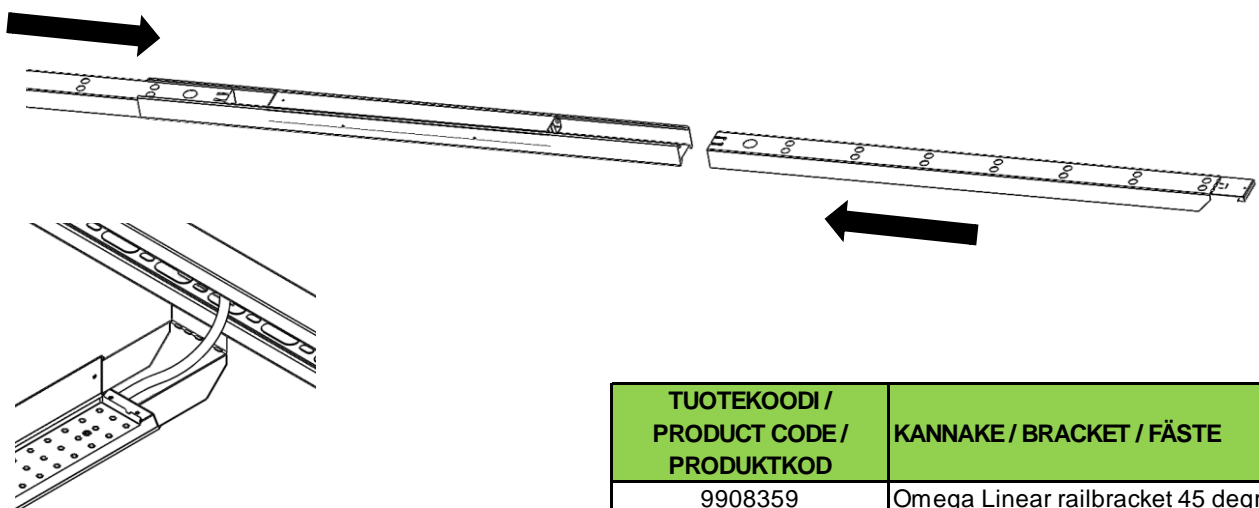
## 1. Valaisinkisko, Suspension Rail, Belysningsskena



TUOTEKOODI / PRODUCT CODE / PRODUKTKOD	KANNAKE / BRACKET / FÄSTE
9908437	Omega Linear suspension rail 70 bracket
9908468	Omega Linear suspension rail 82 bracket
9908336	Omega Linear suspension rail 110 bracket



## 2. Valaisinkisko, Suspension Rail, Belysningsskena

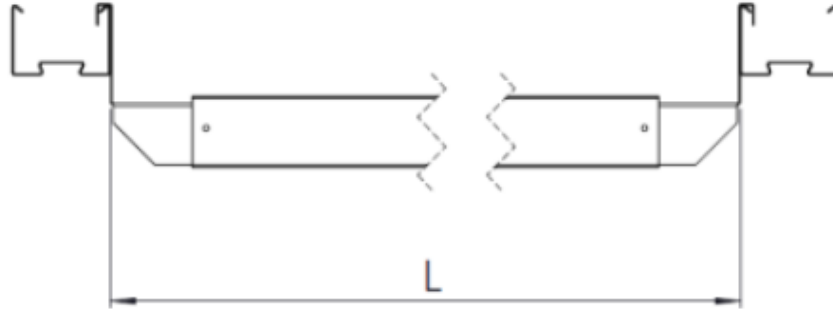


TUOTEKOODI / PRODUCT CODE / PRODUKTKOD	KANNAKE / BRACKET / FÄSTE
9908359	Omega Linear railbracket 45 degree zink
9908360	Omega Linear railbracket 45 degree white

# OMEGA LINEAR GEN2

[FI] Asennusohje  
[UK] Installation instruction  
[SE] Installationsanvisning

Ramppiasennuksen valaisinkiskojen välit  
Ramp installation suspension rail distances  
Rampinstallation upphängningsskenas avstånd



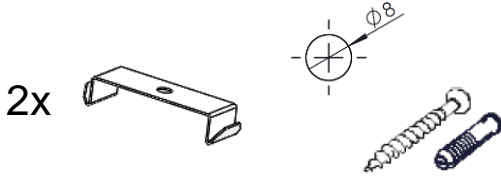
VALAISIN / LUMINAIRE / ARMATUR	TUOTEKOODI / PRODUCT CODE / PRODUKTKOD	KANNAKE / BRACKET / FÄSTE	L (mm)
Omega Linear Gen2 1156mm	9908695	O Linear railbracket 1275-1570/2040-2643 zinc	1266- 1512 mm
	9908696	O Linear railbracket 1275-1570/2040-2643 white	
	9908528	O Linear railbracket 1540-1780/2300-2900 zinc	1530-1776 mm
	9908529	O Linear railbracket 1540-1780/2300-2900 white	
	9908524	O Linear railbracket 2110-2360/2880-3490 zinc	2110-2356 mm
	9908525	O Linear railbracket 2110-2360/2880-3490 white	
	9908363	O Linear railbracket 2360-2600/3120-3720 zinc	2350-2596 mm
	9908364	O Linear railbracket 2360-2600/3120-3720 white	
	9908449	O Linear railbracket 2750-3000/3530-4100 zinc	2750-2996 mm
9908450	O Linear railbracket 2750-3000/3530-4100 white		

VALAISIN / LUMINAIRE / ARMATUR	TUOTEKOODI / PRODUCT CODE / PRODUKTKOD	KANNAKE / BRACKET / FÄSTE	L (mm)
Omega Linear Gen2 2283mm	9908695	O Linear railbracket 1275-1570/2040-2643 zinc	1266-2639 mm
	9908696	O Linear railbracket 1275-1570/2040-2643 white	
	9908528	O Linear railbracket 1540-1780/2300-2900 zinc	1530-2900 mm
	9908529	O Linear railbracket 1540-1780/2300-2900 white	
	9908524	O Linear railbracket 2110-2360/2880-3490 zinc	2110-3479 mm
	9908525	O Linear railbracket 2110-2360/2880-3490 white	
	9908363	O Linear railbracket 2360-2600/3120-3720 zinc	2350-3723 mm
	9908364	O Linear railbracket 2360-2600/3120-3720 white	
	9908449	O Linear railbracket 2750-3000/3530-4100 zinc	2750-4119 mm
9908450	O Linear railbracket 2750-3000/3530-4100 white		

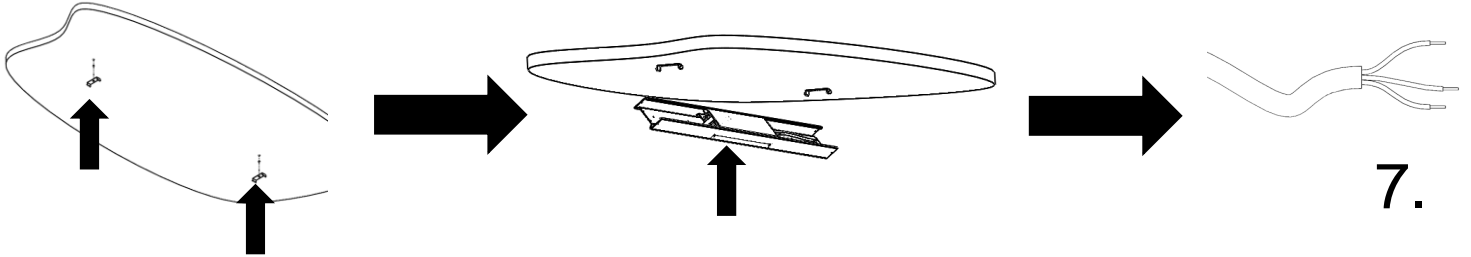
# OMEGA LINEAR GEN2

[FI] Asennusohje  
 [UK] Installation instruction  
 [SE] Installationsanvisning

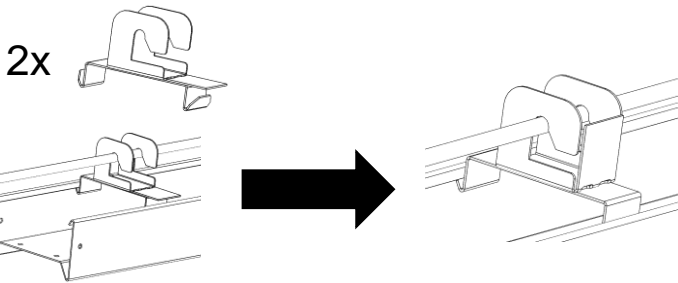
## 3. Kattoasennus, Surface installation, Takmontering.



TUOTEKOODI / PRODUCT CODE / PRODUKTKOD	KANNAKE / BRACKET / FÄSTE
9908688	Omega Linear ceiling bracket

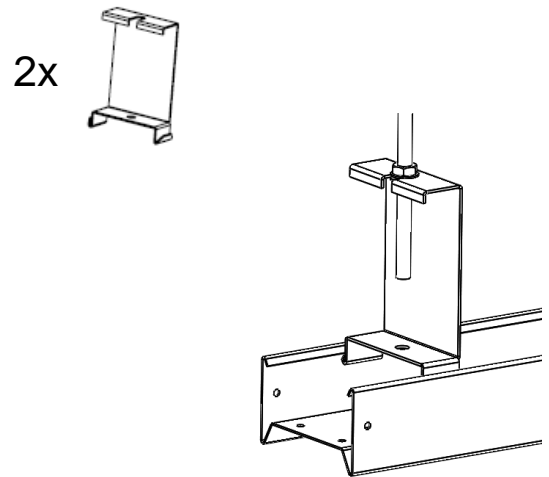


## 4. Vajjerikiinnitys, Wire installation, Vajerupphängning



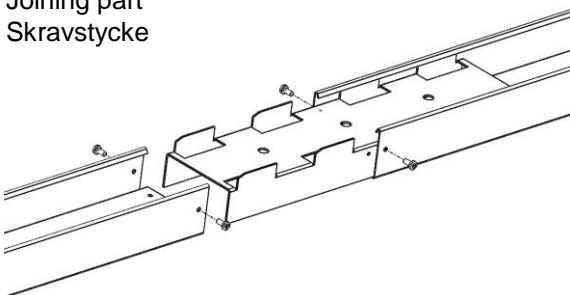
TUOTEKOODI / PRODUCT CODE / PRODUKTKOD	KANNAKE / BRACKET / FÄSTE
9908337	Omega Linear horizontal wire bracket (max $\varnothing$ 8 mm)

## 5. Kierretankoasennus, Threaded rod installation, Gångstångsupphängning.

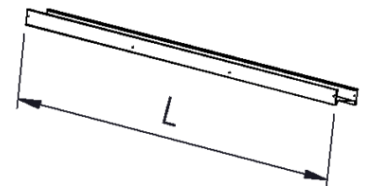


## 6. Lisätarvikkeet, Accessories, tilläggsutrustning

Jatkokappale  
 Joining part  
 Skravstycke



Jatkoprofiili  
 Extension profile  
 Förlängningsprofil



L = 500mm, 1000mm,  
 1500mm, 2000mm,  
 2500mm

# OMEGA LINEAR GEN2

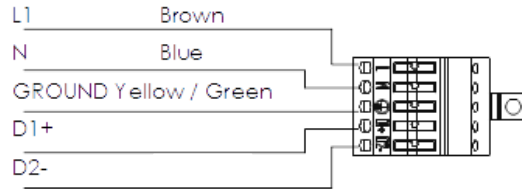
[FI] Asennusohje  
[UK] Installation instruction  
[SE] Installationsanvisning



Ohjauspiirin on oltava peruseristetty verkkojännitteestä  
The control circuit must be basic insulated from the mains voltage  
Styrkretsens måste vara grundisolerad från nätspänningen

7.

DALI



L1 = Ruskea, Brown, Brun

N = Sininen, Blue, Blå

PE = Kelta-vihreä, Ground wire, Jordledning

D1 = Musta, Black, Svart

D2 = Harmaa, Gray, Grå

ON/OFF



N = Sininen, Blue, Blå

PE = Kelta-vihreä, Ground wire, Jordledning

L1 = Ruskea, Brown, Brun

FI

Nämä ohjeet tulee säilyttää ja luovuttaa kiinteistön käyttäjälle.

UK

It is appropriate that this information is passed on to the user of the installation.

SE

Det är lämpligt att denna information överlämnas till användaren av anläggningen.

